

ALTERNATIVE ACADEMIC CALENDER - 2021-22 NOVEMBER


CLASS: 6TH SUBJECT: THIRD LANGUAGE ENGLISH

SL NO	OCTOBER	LEARNING OUTCOME	SUGGESTED ACTIVITIES	ASSESSMENT ACTIVITIES
1	WEEK -1 THE STORY OF THE COCONUT (PROSE)	1. TO DEVELOP STUDENTS' VOCABULARY. 2. ENABLE STUDENTS' SPEAKING SKILL. 3. ENABLE THE STUDENTS' COMPREHENSION.	CHILDREN SIT IN PAIR AND DO THE FOLLOWING EXERCISES FOR DISCUSS ABOUT THE TOPIC AND LATER ON WRITE THE ANSWERS. WRITE A SHORT PARAGRAPH ON THE USES OF THE COCONUT TREE IN 5-6 SENTENCES. FIND THE WORD IN THE TEXT WHICH MEANS THE SAME AS THE FOLLOWING AND WRITE THEM BESIDE THE DESCRIPTION.	1 WORK SHEET 1 2. WORK SHEET 2
2	WEEK -2 THE STORY OF THE COCONUT (PROSE)	1. TO DEVELOP STUDENTS VOCABULARY 3. ENABLE THE STUDENTS SPELLING CAPACITY 3. ENABLE THE STUDENTS TO USE THE PUNCTUATION MARKS.	PUT THE FOLLOWING WORDS IN TO THEIR PLURAL FORMS. USE ONE OF THE WORD FROM THE BOX TO FILL THE BLANKS. WRITE DOWN ATLEAST 6 WORDS REALTED TO THE ONES IN THE CENTRAL SQUIRES. SOME LETTERS ARE MISSING IN EACH WORDS WRITE 'EE' OR 'EA' IN EACH WORD TO COMPLETE IT. USE THE APPROPRIATE PUNCTUATION MARKS IN THE FOLLOWING SENTENCES.	3. WORK SHEET 3 4 WORK SHEET 4 5. WORK SHEET 5 6. WORK SHEET 6 7 WORK SHEET 7
3	WEEK -3 ZOO (POEM)	1.TO ENABLE THE STUDENTS TO UNDERSTAND THE NEW WORDS AND THEIR MEANING 2. ENABLE THE STUDENTS COMPREHENSION.	GIVING NEW WORDS AND PUPIL WILL WRITE THE THEIR MEANING. ANSWERS THE QUESTIONS LIST OUT THE RHYMING WORDS. COLLECT THE PICTURES OF THE ANIMALS AND WRITE ABOUT THEM IN 4-5 SENTENCES EACH USE CAN / CAN'T IN THE BLANKS GIVEN BELOW.	1 WORK SHEET 1 2. WORK SHEET 2
	WEEK -4 ANGULI MALA	1. TO DEVELOP STUDENTS VOCABULARY 2. ENABLE THE STUDENTS COMPREHENSION.	ANSWER THE QUESTIONS CHANGE THE TENSES USE THE PUNCTUATION MARK	1 WORK SHEET 1 2. WORK SHEET 2 3. WORK SHEET 3

WORKSHEET-01

I. WRITE THE ANSWERS IN THE FOLLOWING EXCERSISES.

1. DRAW A PICTURE OF AN HALF COCONUT SHELL. NAME THE PARTS



2. COCONUT OIL IS USED FOR MANY PURPOSES. LIST AT LEAST 5 OF THEM.

3. HOW IS THE FIBRE OF THE COCONUT TREE USED?

II. WRITE A SHORT PARAGRAPH ON THE USES OF THE COCONUT TREE IN 5 TO 6 SENTENCES

WORK SHEET-02

FIND WORDS IN THE TEXT WHICH MEANS THE SAME AS THE FOLLOWING AND WRITE THEM BESIDE THE DESCRIPTION.

1. SOFT INNER PART OF THE NUT – K.....
2. THE DRIED KERNEL OF THE COCONUT- C
3. BUTTER MADE FROM ANIMAL OR VEGETABLE FAT - M.....
4. TO CAME OUT FROM A SEED - S.....

WORK SHEET -03

PUT THE FOLLOWING WORDS INTO THEIR PLURAL FORMS

SINGULAR

PLURAL

- | | |
|----------|-------|
| 1. ROPE | |
| 2. MOUSE | |
| 3. BIRD | |
| 4. COPY | |
| 5. HERO | |
| 6. HALF | |
| 7. OX | |
| 8. KNIEF | |
| 9. WOMAN | |
| 10. BUSH | |

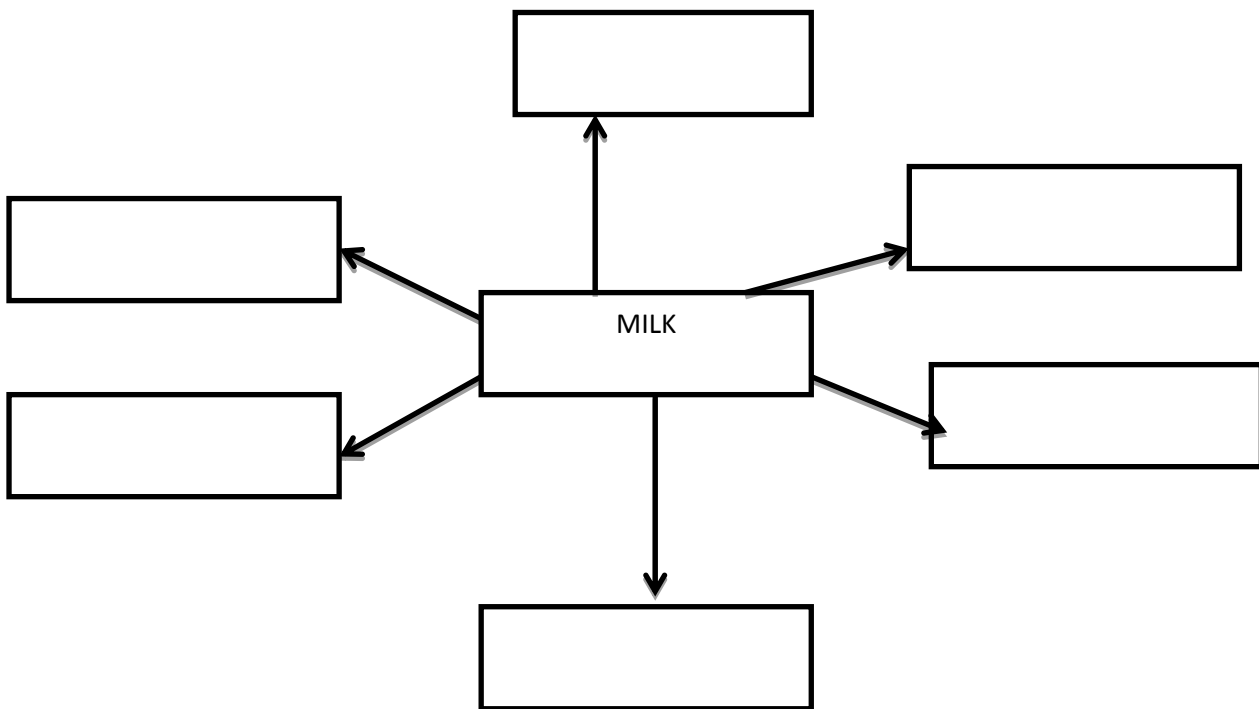
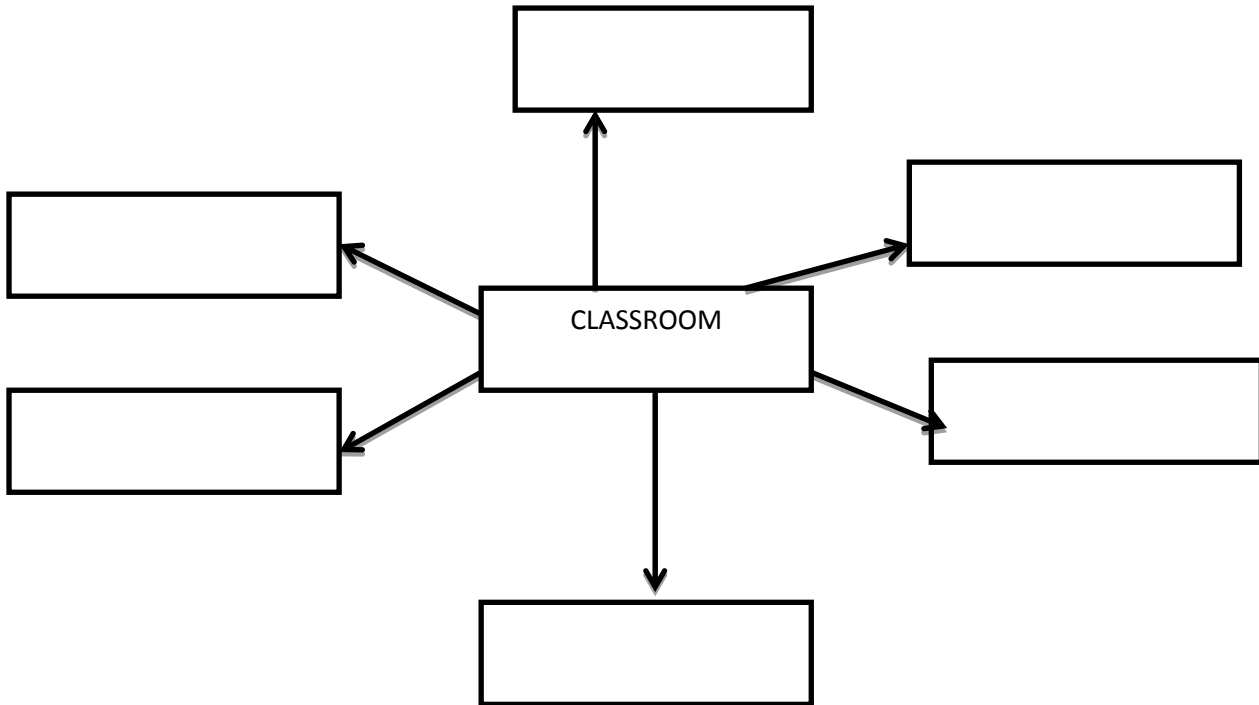
WORK SHEET-04

I. USE ONE OF THE WORDS IN THE BOX TO FILL IN THE BLANKS

1. I ALWAYS.....MY FRIENDS.
[HELP, HELPS, HELPED]
2. THE BABYEVERY NIGHT
[CRIES, CRY, CRIED]
3. MY TOES BROKEN WHILE PLAYING YESTERDAY.
[IS, WAS, WERE]
4. WEEVERY DAY
[COOK, COOKED, COOKES]
5. HE PUBBLES IN LAS WEEK
[COLLECT, COLLECTED, COLLECTS]
6. YOU FOOT BALL ONCE A WEEK
[PLAYED, PLAY, PLAYS]

WORK SHEET-05

WRITE DOWN AT LEAST SIX WORDS RELATED TO THE ONES IN THE CENTRAL SQUARES



WORK SHEET-06

SOME LETTERS ARE MISSING IN EACH WORD. WRITE 'ee' or 'ea' IN EACH WORD TO COMPLETE IT.

1. Bl__ d
2. Pl__ se
3. T__ se
4. Sl__ p
5. Gr__ n
6. S__

WORK SHEET-07

USE THE APPROPRIATE PUNCTUATION MARKS IN THE FOLLOWING SENTENCES

1. WHAT A BEAUTIFUL GIRL SHE IS__
2. PLEASE POST THIS LETTER__

3. WHERE IS THE BOOK_____
4. I LIKE TO DRINK MILK WITH SUGAR__

POEM -05

WORK SHEET-01

- I. WRITE THE MEANING OF NEW WORDS

FUZZY:

AWFUL:

RAGE:

CAGE:

WORK SHEET -02

ANSWER THE FOLLOWING QUESTIONS.

1. NAME THE ANIMALS THE POET SEE IN THE ZOO?
2. HOW WAS THE BEAR?
3. WHICH ANIMAL DOES THE POET LIKE MOST?
4. WHICH ANIMAL DOES YOU LIKE MOST? DISCUSS.

CLASS-6

THE ZOO

WORK SHEET-3

WRITE THE RHYMING WORDS:

HERO.....

BRIDGE.....

BEAR.....

LOOK.....

BOAT.....

WORK SHEET-3

COLLECT THE PICTURES OF THE ANIMALS. WRITE ABOUT THEM IN 4-5 SENTENCES:

WORK SHEET-3

USE CAN/CANNOT IN THE BLANKS GIVEN BELOW:

1. YOU.....SPEAK ENGLISH.
2. FISH.....BREATHE OUTSIDE THE WATER.
3. A BABY.....SPEAK.
4. A CHEETAH.....RUN VERY FAST.
5.YOU HELP ME?

SUPPLEMENTARY READING

CLASS-6

ANGULIMALA

WORK SHEET-1

I. ANSWER THE FOLLOWING QUESTIONS.

1. WHO WAS ANGULIMALA?

.....

2. IS ANGULIMALA REAL?

.....

3. HOW DID BUDDHA CHANGE ANGULIMALA INTO A MONK?

.....

II. WHO SAID THIS? TO WHOM?

1. WHO IS THIS MAN?

.....

.....

2. "THAT'S STRANGE!"

.....

.....

3. "ANGULIMALA",

.....

.....

WORK SHEET-2

III. CHANGE THE PRESENT TENSE INTO THE PAST TENSE FORM OF THE SENTENCE.

1. THEY ARE GOING TO SCHOOL

.....

2. I SEE HIM THE AFTERNOON

.....

3. RAJU IS A TEN YEARS OLD BOY

.....

4. WE ARE PROUD OF OUR SCHOOL

.....

WORK SHEET-3

USE THE APPROPRIATE PUNCTUATION MARKS IN THE FOLLOWING PARAGRAPH:

YES SAID HALADI I GO TO SCHOOL ON MONDAYS TUESDAYS WEDNESDAYS THURSDAYS FRIDAYS AND

ON SATURDAYS I PLAY GAMES AT SCHOOL WHAT DO YOU DO IN SCHOOL ASKED THE GIRAFFE

I LEARN ABOUT THE STARS THE TREES THE BIRDS AND THE ANIMALS.