

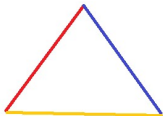
2021-22ನೇ ಸಾಲಿಗೆ ಪರ್ಯಾಯ ಶೈಕ್ಷಣಿಕ ಯೋಜನೆ


Alternate Academic Plan for the Year 2021-22


ತರಗತಿ / Standard: **I**

ವಿಷಯ / Subject: **English**

Sl. No.	Month & Days: From-to	Unit	Learning Outcomes of the Unit	Alternate Teaching Learning Strategies	Resources available/to be prepared by the Dept.	Preparations to be made by the Teachers at school level	Assessment Strategies and Records (FA/SA)
1	July		School readiness	Making the learners ready for schooling.			
	1-7-2021 To 15-7-2021	Day-1 30 minutes	Recites and enjoys rhymes. Listens a story and comprehends with the help of pictures as clue	<p>1. Recite and enjoy the rhyme: “Bow wow” says the dog</p> <p>2. Listen a story: Greedy Dog</p> <p>3. Game Time:</p> <p>Category: 1 (Smart Phones)</p> <p>Activity-1 (10 m)</p> <p>The facilitator makes the learners watch the provided video of a rhyme. Then asks them to repeat after the video. The facilitator will play the video twice or thrice, as required.</p> <p>Activity-2 (10 m)</p> <p>The facilitator makes the learners watch the provided video of a story. After watching the video, she/he narrates the story in Kannada using a few English words. (refer Facilitator’s resource material)</p> <p>Category: 2 (Without Cell-Phone)</p> <p>Activity-1 (10 m)</p>	<p>Refer to the video link https://youtu.be/w5MCEFoqUzY</p> <p>Refer to the video link https://youtu.be/B7yDzlfibPk</p> <p>Printed format of rhyme and story Provided in the Facilitator’s Resource material</p>	<p>Category: 1 (Smart Phones)</p> <p>Teacher prepares a list of learners who have a smartphone and identifies the facilitator for each learner. She/he instructs the facilitators to watch the videos before showing them to the learners and instructs them to make the learners watch the demo video twice or thrice as required.</p> <p>Category: 2</p> <p>Teacher holds a meeting of</p>	

			<p>The facilitator recites the given rhyme twice or thrice with actions and asks the learners to repeat after him/her. They will follow the actions made by the facilitator. If required the facilitator will recite the rhyme again.</p> <p>Activity-2 (10 m) Story</p> <p>The facilitator narrates the given story using a few English words. While narrating the story, she/he uses pictures. (refer to Facilitator’s resource material)</p> <p>Category: 1 & 2</p> <p>Activity-3</p> <p>The facilitator makes the learner sit in front of her/him. She/he gives a few instructions to play the game. A few sticks needed to play this game. She/he makes a few shapes using the sticks and asks the learners to make shapes using sticks.</p> <p>For example: If the facilitator makes a triangle the learners have to make a triangle.</p>  <p>If the learner makes the proper shape, then he/she gets a point.</p>		<p>facilitators and handovers the rhyme sheet and an instruction sheet to them and explains how to recite the rhyme and how to give the demo instructions to the learners. And asks the facilitator to guide the learners in the tasks.</p> <p>Category: 1 & 2</p> <p>Teacher gives clear instructions on how to narrate stories. Teacher may prepare an audio recording of the story and send those who have smart-phones.</p>	
		Day-2 30 minutes	Recites and enjoys rhymes.	<p>Recite and enjoy the rhyme: “Bow wow” says the dog</p> <p>2. Listen and comprehend a story: Greedy Dog</p> <p>3. Game Time:</p>		

			<p>Listens a story and comprehends with the help of pictures as clue</p>	<p>Category: 1 (Smart Phones) Activity-1 (10 m) The facilitator replays the provided video of a rhyme. Then asks them to repeat after the video. After replaying, the facilitator asks a few questions related to the rhyme.</p> <p>Category: 2 (Without Cell-Phone) Activity-1 (10 m) The facilitator re-recites the given rhyme twice or thrice with actions and asks the learners to repeat after him/her. After re-reciting, the facilitator asks a few questions related to the rhyme.</p> <p>Category: 1 & 2 Activity-2 (10 m) Story The facilitator introduces a few English words from the story and narrates the story using English words and checks their understanding by asking a few questions.</p> <p>Activity-3 (10 m) Craft Activity The facilitator makes a house using match sticks.</p>  <p>She/he supplies a white sheet and a match box and asks the learners to</p>	<p>Refer to the video link https://youtu.be/w5MCEFoqUzY</p> <p>Printed format of rhyme and story Provided in the Facilitator's Resource material</p>	<p>Category: 1 & 2 Teacher asks the facilitators to facilitate all the given activities and asks them to make the learner prepare a house or any shape using match sticks.</p>	
--	--	--	--	--	---	--	--

				prepare a house/ tree/ any shape using the match sticks.			
		Day-3 30 minutes	Recites and enjoys rhymes. Listens a story and comprehends with the help of pictures as clue	<p>Category: 1 & 2 Activity-1 (10 m) Rhyme The facilitator recites the rhyme and asks the learners to recite their own. She/he asks a few questions related to the rhyme.</p> <p>Activity-2 (10 m) Story The facilitator introduces a few English words from the story and narrates the story using English words and checks their understanding by asking a few questions.</p> <p>Activity-3 (10 m) Craft Activity The facilitator asks the learners to make sun using match sticks.</p> 	Printed format of rhyme and story Provided in the Facilitator's Resource material	Category: 1 & 2 Teacher asks the facilitators to facilitate all the given activities and asks them to make the learner prepare sun using match sticks.	
		Day-4 30 minutes	Recites and enjoys rhymes. Listens a story and comprehends with the help	<p>1. Recite and enjoy the rhyme: One potato, two potatoes, 2. Listen a story: The Honest Woodcutter Category: 1 (Smart Phones) Activity-1 (15 m) The facilitator makes the learners watch the provided video of a rhyme. Then asks them to repeat after the video. The</p>	Refer to the video link https://youtu.be/efMHLkyb7ho	Category: 1 & 2 Teacher asks the facilitators to facilitate all the given activities and asks them to make the learner listen to	

			of pictures as clue	<p>facilitator will play the video twice or thrice, as required.</p> <p>Activity-2 (15 m) The facilitator makes the learners watch the provided video of a story. After watching the video, she/he narrates the story in Kannada using a picture card (refer to the Facilitator's resource material).</p> <p>Category: 2 (Without Cell-Phone)</p> <p>Activity-1 (15 m) The facilitator recites the given rhyme twice or thrice with actions and asks the learners to repeat after him/her. (If potatoes are available, then the facilitator uses them while reciting the rhyme) They will follow the actions made by the facilitator. If required the facilitator will recite the rhyme again.</p> <p>Activity-2 (15 m) Story The facilitator narrates the given story using picture cards. (refer to the Facilitator's resource material)</p>	<p>Refer to the video link https://youtu.be/Lyoy2egTAsE</p> <p>Printed format of rhyme and story Provided in the Facilitator's Resource material</p>	<p>the rhyme and recite and listen to the story and answer the questions.</p> <p>Teacher instructs the facilitators to go through the picture cards before playing the game and introduce the given actions before playing the game.</p>	
		Day-5 30 minutes	<p>Recites and enjoys rhymes.</p> <p>Listens to a story and comprehends the story.</p>	<p>1. Recite and enjoy the rhyme: One potato, two potatoes, 2. Listen a story: The Honest Woodcutter 3. Craft: Paper Fan Category: 1 & 2 Activity-1 (10 m) Rhyme The facilitator re-recites the given rhyme and asks the learners to repeat after him/her. She/he asks the learners to recite their own.</p>	<p>Printed format of rhyme and story Provided in the Facilitator's Resource material</p>		

				<p>Activity-2 (10 m) Story The facilitator introduces a few English words from the story and narrates the story using English words and checks their understanding.</p> <p>Category: 1</p> <p>Activity-3 (10 m) Craft The facilitator supplies a sheet of paper and glue. She/he plays the provided video and makes the learners watch and prepare a paper fan using given materials.</p> <p>Category: 2</p> <p>Activity-3 (10 m) Craft The facilitator supplies a sheet of paper and glue. She/he demonstrates how to prepare a paper fan using picture clues. She/he asks the learners to prepare a paper fan after watching the demonstration.</p>	<p>Refer to the video link https://youtu.be/8hVAzLbsFSw</p> <p>Printed format of pictures Provided in the Facilitator's Resource material</p>	<p>Category: 1 & 2 Teacher should guide the facilitators on how to make a simple paper fan.</p>	
		Day-6 30 minutes	<p>Recites and enjoys rhymes.</p> <p>Listens to a story and comprehends the story.</p>	<p>1. Recite and enjoy the rhyme: One potato, two potatoes, 2. Listen a story: The Honest Woodcutter 3. Game-Time: Pick the correct picture.</p> <p>Category: 1 & 2</p> <p>Activity-1 (10 m) Rhyme The facilitator re-recites the given rhyme and asks the learners to repeat after him/her. She/he asks the learners to recite their own.</p> <p>Activity-2 (10 m) Story</p>	<p>Printed format of rhyme, story and game's material Provided in the Facilitator's Resource material</p>	<p>Category: 1 & 2 Teacher asks the facilitators to facilitate all the given activities and asks them to make the learner listen to the rhyme and recite and listen to the story and answer the questions.</p>	

			<p>The facilitator introduces a few more English words from the story and narrates the story using English words and checks their understanding by asking a few questions.</p> <p>Activity-3 (10 m) Game Time</p> <p>The facilitator introduces a few actions by acting them before playing this game. She/he prepares a few sets of picture cards which contain action pictures (refer to the Facilitator's resource material). She/he makes a big circle on the floor and keeps all the picture cards around the circle. She/he asks the learner to sit in the middle of the circle. She/he says an action word and the learner has to pick the picture card and show it to the facilitator. If the learner picks the correct card, he/she gets a point. The game continues.</p> <p>For example If the facilitator says brushing, then the learner has to pick up a brushing picture card.</p>		<p>Teacher instructs the facilitators to go through the picture cards before playing the game and introduce the given actions before playing the game.</p>		
		Day-7 30 minutes	<p>Recites and enjoys rhymes.</p> <p>Listens a story and comprehends with the help of pictures as clue</p>	<p>1. Recite and enjoy the rhyme: Clap your hands,</p> <p>2. Listen a story: The Clever Fox and The Foolish Crow</p> <p>Category: 1 (Smart Phones)</p> <p>Activity-1 (15 m)</p> <p>The facilitator makes the learners watch the provided video of a rhyme. Then asks them to repeat after the video. The facilitator will play the video twice or thrice, as required.</p> <p>Activity-2 (15 m)</p>	<p>Refer to the video link https://youtu.be/eQmP9pC7okY</p> <p>Refer to the video link https://youtu.be/Lyoy2egTAsE</p>	<p>Category: 1 & 2</p> <p>Teacher asks the facilitators to facilitate all the given activities and asks them to make the learner listen to the rhyme and recite and listen to the story.</p>	

				<p>The facilitator makes the learners watch the provided video of a story. After watching the video, she/he narrates the story in Kannada using a picture card (refer to the Facilitator's resource material).</p> <p>Category: 2 (Without Cell-Phone) Activity-1 (15 m) The facilitator recites the given rhyme twice or thrice with actions and asks the learners to repeat after him/her. (If potatoes are available, then the facilitator uses them while reciting the rhyme) They will follow the actions made by the facilitator. If required the facilitator will recite the rhyme again.</p> <p>Activity-2 (15 m) Story The facilitator narrates the given story using picture cards. (refer to the Facilitator's resource material)</p>	<p>Printed format of rhyme and story Provided in the Facilitator's Resource material</p>		
		Day-8 30 minutes	<p>Recites and enjoys rhymes.</p> <p>Listens to a story and comprehends the story.</p>	<p>1. Recite and enjoy the rhyme: Clap your hands, 2. Listen a story: The Clever Fox and The Foolish Crow 3. Craft: Make a bird using leaves. Category: 1 & 2 Activity-1 (10 m) Rhyme The facilitator re-recites the given rhyme and asks the learners to repeat after him/her. She/he asks the learners to recite their own.</p> <p>Activity-2 (10 m) Story The facilitator introduces a few English words from the story and narrates the</p>	<p>Refer to the video link https://youtu.be/eQmP9pC7okY</p> <p>Refer to the video link https://youtu.be/Lyoy2egTAsE</p> <p>Printed format of rhyme and story Provided in the Facilitator's Resource material</p>	<p>Category: 1 & 2 Teacher asks the facilitators to facilitate all the given activities and asks them to make the learner listen to the rhyme and recite and listen to the story.</p> <p>Teacher shows an art using leaves to</p>	

				<p>story using English words and checks their understanding.</p> <p>Activity-3 (10 m) Craft Time The facilitator supplies a few different leaves and a sheet and asks the learners to make different birds using leaves. She/he shows a few samples to the learners.</p>		<p>the facilitators and encourages them to make their young ones use leaves and make different birds.</p>	
		<p>Day-9 30 minutes</p>	<p>Recites and enjoys rhymes.</p> <p>Listens to a story and comprehends the story.</p>	<p>1. Recite and enjoy the rhyme: Clap your hands, 2. Listen a story: The Clever Fox and The Foolish Crow 3. Craft: Hand print. Category: 1 & 2 Activity-1 (10 m) Rhyme The facilitator re-recites the given rhyme and asks the learners to repeat after him/her. She/he asks the learners to recite their own. Activity-2 (10 m) Story The facilitator introduces a few more English words from the story and narrates the story using English words and checks their understanding by asking a few questions. Activity-3 (10 m) Craft-Time The facilitator makes colours using turmeric. (Take a spoon of turmeric on a plate and add a spoon of water and mix together). She/he supplies a white sheet and turmeric colour to the learners and asks them to keep their palm on the colour and print it on the white sheet. If many colours are available instructs the learners to make a tree using hand print.</p>	<p>Printed format of rhyme, story pictures of hand print art Provided in the Facilitator's Resource material</p>	<p>Category: 1 & 2 Teacher asks the facilitators to facilitate all the given activities and asks them to make the learner listen to the rhyme and recite and listen to the story and answer the questions.</p> <p>Teacher shows different handprint art to the facilitator and different design by using handprint.</p>	

		<p>Day-10 30 minutes</p>	<p>Recites and enjoys rhymes.</p> <p>Listens and follows simple instructions.</p>	<p>1. Recite and enjoy the rhyme: Two little hands 2. Follow the instructions: 3. Trace your hand and foot: Category: 1 (Smart Phones) Activity-1 (10 m) The facilitator makes the learners watch the provided video of a rhyme (first video). Learners will watch and repeat the rhyme. They will also follow the actions shown. The facilitator will play the video twice or thrice, as required. Activity-2 (10 m) TPR Activities: The facilitator plays the second video that is sent to the WhatsApp group. She/he makes the learners watch the video on simple instructions given to elicit response from children. After watching the video, she/he repeats the instructions demonstrated in the video and asks learners to follow them. The facilitator should demonstrate the instructions clearly, in a manner that learners can easily understand. Activity-3 (10 m) Draw and Colour: The facilitator supplies white-sheets and crayons to the learners. She/he asks them to place one hand on the sheet and trace it using any crayon. She/he asks them to trace their foot too.</p> <p>Category: 2 (Without Cell-Phone)</p>	<p>Refer to the video link https://youtu.be/hko9RAX3NVU</p> <p>Refer to the video link https://youtu.be/rmWRe6zdGwA</p> <p>Printed formats of the rhyme Provided in the Facilitator's Resource material</p> <p>Printed formats of the instructions Provided in the Facilitator's Resource material</p>	<p>Category: 1 (Smart Phones) Teacher prepares a list of learners who have a smartphone and identifies the facilitator for each learner. She/he instructs the facilitators to watch the videos before showing them to the learners and instructs them to make the learners watch the demo video twice or thrice as required.</p> <p>Category: 2 Teacher holds a meeting of facilitators and handovers the</p>	
--	--	----------------------------------	---	---	--	---	--

				<p>Activity-1 (10 m) The facilitator recites the given rhyme twice or thrice with actions and asks the learners to repeat after him/her. They will follow the actions. If required the facilitator will recite the rhyme again. Then she/he asks the learners to recite the rhyme on their own. The facilitator helps learners as they recite the rhyme on their own.</p> <p>Activity-2 (10 m) TPR Activities: The facilitator goes through the TPR instructions explained stepwise in the given resource material. She/he demonstrates the given TPR instructions to the learners and asks them to follow the instructions. After the demonstration, she/he gives the learners the same TPR instructions and asks them to execute them.</p> <p>Activity-3 (10 m) Draw and Colour: The facilitator supplies white-sheets and crayons to the learners. She/he asks them to keep their one hand on the sheet and trace it using any crayon. She/he asks them to trace their foot too.</p>		rhyme sheet and an instruction sheet to them and explains how to recite the rhyme and how to give the demo instructions to the learners. And asks the facilitator to guide the learners in the tasks.	
		Day-11 30 minutes	Recites and enjoys rhymes.	<p>1. Recite and enjoy rhyme: Two little hands 2. Follow the instructions: 3. Draw and colour: Category: 1 (Smart Phones) Activity-1 (10 m)</p>	Refer to the video link	Category -1 Teacher instructs the facilitators to replay the videos and asks the	

			<p>Listens and follows simple instructions.</p> <p>The facilitator replays the rhyme and asks the learners to listen and repeat along with the instructor in the video. After playing the video, two-three times, she/he asks the learners to recite the rhyme without watching the video. She/he asks a few questions to the learners.</p> <ul style="list-style-type: none"> • How many hands do you have? • How many eyes do you have? • How many mouths do you have? • How many legs do you have? • How many noses do you have? • How many heads do you have? <p>The facilitator asks these listed questions and allows the learners to answer them in their home language. She/he introduces a few names of the parts of the body. Example: hand, eye, ear, nose, mouth, leg, foot, head.</p> <p>Activity-2 (10 m) TPR Activities:</p> <p>The facilitator plays the previous video of TPR instructions and asks the learners to watch it. After watching the video, she/he gives the same TPR instructions and asks the learners to follow them. She/he adds a few more to the earlier list. She/he demonstrates the new TPR instructions and makes the learners follow them. After the demonstration, she/he gives the TPR instructions and asks the learners to follow the instructions on their own.</p>	<p>https://youtu.be/hko9RAX3NVU</p> <p>Refer to the video link https://youtu.be/rmWRe6zdGwA</p> <p>Printed formats of the rhyme Provided in the Facilitator's Resource material</p>	<p>learners to watch and practise the rhyme and instructions. Teacher guides the facilitator on how to ask questions and how to encourage the learners to answer them.</p> <p>Category -1 Teacher instructs the facilitators to</p>	
--	--	--	---	---	--	--

			<p>Activity-3 (10 m) Draw and Colour: The facilitator supplies white-sheets, different leaves and crayons to the learners. She/he asks them to keep a leaf on the sheet and trace it using any crayon. She/he asks them to trace as many leaves as they can.</p> <p>Category: 2 (Without Cell-Phone)</p> <p>Activity-1 (10 m) The facilitator recites the given rhyme twice or thrice with actions and asks the learners to repeat after him/her. After reciting the rhyme two-three times, she/he asks the learners to recite the rhyme on their own. She/he asks the learners a few questions.</p> <ul style="list-style-type: none"> • How many hands do you have? • How many eyes do you have? • How many mouths do you have? • How many legs do you have? • How many noses do you have? • How many heads do you have? <p>The facilitator asks these listed questions and allows the learners to answer them in their home language. She/he introduces a few names of parts of the body. Example: hand, eye, ear, nose, mouth, leg, foot, head.</p> <p>Activity-2 (10 m) TPR Activities: The facilitator helps the learners recall the previous day's TPR instructions and</p>	<p>Printed formats of the instructions Provided in the Facilitator's Resource material</p>	<p>practise the rhyme and the TPR instructions. Teacher guides the facilitator on how to ask questions and how to encourage learners to answer them.</p> <p>Instructions: If the facilitators willing add a few more instructions then the teacher gives them a small bank of instructions) Teachers supplies a small bank of the instructions that the facilitators use while giving instructions</p>	
--	--	--	--	--	---	--

				<p>makes them follow the TPR instructions. (She/he may add a few more to the earlier list). She/he demonstrates the new instructions and makes the learners follow the instructions. After the demonstration, she/he gives some TPR instructions and asks the learners to follow them.</p> <p>Activity-3 (10 m) Draw and Colour: The facilitator supplies white-sheets, different leaves and crayons to the learners. She/he asks them to keep a leaf on the sheet and trace it using any crayon (or pencil). She/he asks them to trace as many leaves they can.</p>			
		Day-12 30 minutes	<p>Recites and enjoys rhymes.</p> <p>Names the familiar things.</p> <p>Traces a few strokes.</p>	<p>1. Recite and enjoy rhymes: Two little hands 2. Follow the instructions: 3. Worksheet Activity-1 (5 m) The facilitator asks the learners to recite the rhyme on their own. If necessary, the facilitator should help the learners. Activity-2 (5 m) The facilitator demonstrates the provided TPR instructions to the learners and asks them to follow them. Activity-3 (20 m) Then the facilitator supplies the provided worksheet to the learners. She/he helps and guides them to do the task given in the worksheet.</p>	Printed format of rhyme Provided in the Facilitator's Resource material	<p>Category -1 & 2 Teacher instructs the facilitators to ask the learners to recite the rhyme and follow the TPR instructions. Category -1 Teacher sends worksheet-1 through WhatsApp group and instructs the facilitators to help the learner complete the activities given in worksheet-1. Category -2</p>	

				<p>The worksheet contains a set of tasks. For example:</p> <ol style="list-style-type: none"> 1. Match the body parts with their functions. 2. Join the dots and colour the pictures. 3. Trace path of a few animals. 4. Draw an animal. 5. Paste an animal. 		<p>Teacher supplies the worksheets to the facilitators and instructs them to help the learner to complete the activities given in the worksheet-1.</p>	
		Day-13 30 minutes	Names the familiar things in English.	<ol style="list-style-type: none"> 1. Recite a rhyme on parts of the body. 2. Names a few parts of the body in English. (rhymes and associate the pictures with words) 3. Draws a few parts of the body. (eye, mouth) <p>Category: 1 (Smart Phones) Activity-1 (10 m) Head, Shoulder, Knees, and Toes.</p> <p>The facilitator asks the learners to watch the provided video. The video contains a rhyme about parts of the body. Learners will watch and repeat the rhyme. She/he makes them familiar with names of parts of the body in English. If required the facilitator will play the video twice or thrice. After watching the video, she/he asks them to show the different parts of their body such as Head, shoulder, knees, toes, eyes, ears, mouth and nose.</p> <p>Category: 2 (Without Cell-Phone)</p>	<p>Refer to the video link https://youtu.be/h4eueDYPTlg</p>	<p>Category -1 Teacher sends the video link to the WhatsApp group and asks the facilitators to make the learners watch and practice the rhyme. Category -2 Teacher supplies the printed format of the rhyme to the facilitators, and instructs them to make the learners listen and practice the rhyme.</p>	

			<p>Activity-1 (10 m) The facilitator recites the given rhyme twice or thrice with actions and asks the learners to repeat after him/her along with the actions. If required the facilitator will repeat the rhyme. After the recitation, she/he asks them to point to the following parts of their body: Head, shoulder, knees, toes, eyes, ears, mouth and nose.</p> <p>Category: 1 and 2</p> <p>Activity-2 (15 m) The facilitator makes the learners stand in front of him/her. She/he introduces the parts of the body in English using her/his own body. While introducing she/he uses a few sentences like.....</p> <ul style="list-style-type: none"> • This is my hand. (lifting one hand up). I have two hands (lifting both hands up). • This is my eye (pointing to one eye). I have two eyes (pointing both eyes). • This is my nose (pointing to the nose). I have one nose. <p>Then the facilitator asks a few questions like.....</p> <ul style="list-style-type: none"> • What is this (lifting their right hand)? • What is this (pointing at the mouth)? <p>Activity-2 (5 m)</p>	<p>Printed formats of the rhyme Provided in the Facilitator's Resource material</p>	<p>Category – 1 & 2 Teacher instructs the facilitators to make the learners familiar with names of parts of the body in English. She/he explains to them how to conduct activity and supplies resource materials to the facilitators.</p>	
--	--	--	---	---	---	--

				The facilitator supplies a white sheet and asks the learners to draw any part of the body.			
		Day-14 30 minutes	Names the familiar things in English.	<p>1. Uses a few action words correlated to the parts of the body.</p> <p>2. Find my action</p> <p>Category: 1 (Smart Phones) Activity-1 (20 m) Recite the rhyme and identify the actions.</p> <p>The facilitator makes the learners watch the provided video. The video contains a rhyme, a few actions related to different parts of the body. Learners will watch and repeat the rhyme. She/he makes them familiar with the actions performed using different parts of the body, in English.</p> <p>If required the facilitator will play the video twice or thrice. After watching the video, she/he mimes the action and asks the learners to identify the action.</p> <p>For example Facilitator does the action of brushing teeth. She/he asks the learners to identify the action.</p> <p>If the learners answer it in their home language, then the facilitator has to introduce English words. (Yes, you are right! It's brushing teeth)</p> <p>Category: 2 (Without Cell-Phone) Activity-1 (20 m) Recite the rhyme and identify the actions.</p>	<p>Refer to the video link https://youtu.be/xdwj4BvoNDg</p> <p>Printed formats of the rhyme Provided in the Facilitator's Resource material</p>	<p>Category -1 Teacher sends video links to the whatsapp group and guides the facilitators on how to conduct the activity.</p> <p>Category -2 Teacher supplies the printed form of the rhyme and mono acting details and helps the facilitators to conduct the activity. (refer to the facilitator</p>	

				<p>The facilitator recites the given rhyme twice or thrice with actions and asks the learners to repeat after him/her. They will follow the actions. If required, the facilitator will repeat the rhyme many times. After the recitation, she/he does mime the action and asks the learners to identify the action.</p> <p>For example Facilitator mimes the action of 'brushing teeth'. She/he asks the learners to identify the action. If the learners answer it in home language, then the facilitator has to introduce the action in English. (Yes, you are right! It's brushing teeth)</p> <p>Category: 1 and 2 Activity-2 (10 m) draw your favourite part of the body.</p> <p>The facilitator supplies a white sheet and a box of crayons to the learners. She/he asks them to draw any part of the body that they know and colour it.</p>		resource materials)	
		Day-15 30 minutes	Names the familiar things in English. Traces a few strokes.	<p>Assessment:</p> <p>1. Recite any two rhymes</p> <ul style="list-style-type: none"> • "Bow wow" says the dog • One potato, two potatoes • Clap your hands • Two little hands to clap, clap, clap • Head, shoulder, knees and toes • Brush, brush, brush your teeth 		Assessment should be conducted by teacher	Teacher records learners' assessment on the basis of their performance, worksheets and activities and records it according to the assessment

				<p>2. Tell any two stories in Kannada</p> <ul style="list-style-type: none"> • Greedy Dog • The Honest Woodcutter • The Clever Fox and Foolish Crow <p>3. Name a few things in English.</p> <p>4. Follow a few instructions.</p>			<p>guidelines given by the department</p>
--	--	--	--	--	--	--	---

Note: Category: 3 (Without any facilitator)

If the teacher couldn't get the facilitator, then she/he has to visit (once or twice in a week) the learners' house and to do the above activities.

Teacher should conduct online or face to face meeting for the facilitators one in week and familiarize them about the given activities.